

# VOLHARD'S PUPPY APTITUDE TEST


© Wendy Volhard 2003

Puppy (color, sex) Lexi, Merle, Female Litter Gracie Date 8-30-2005

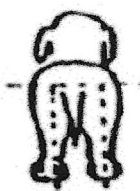
TEST	PURPOSE	SCORE	#	✓
<b>Social Attraction:</b> Place the puppy in test area. From a few feet away, the tester coaxes the pup to her/him by clapping hands gently and kneeling down. Tester must coax in a direction away from the point where it entered the testing area.	Degree of social attraction, confidence or dependence.	Came readily, tail up, jumped, bit at hands	1	
		Came readily, tail up, pawed, licked at hands	2	
		Came readily, tail up.	3	
		Came readily, tail down.	4	✓
		Came hesitantly, tail down.	5	
		Did not come at all	6	
<b>Following:</b> The tester stands up and slowly walks away encouraging the pup to follow by lightly clapping hands and using verbal encouragement. Make sure the pup sees you walk away.	Degree of following attraction. Not following indicates independence.	Followed readily, tail up, got underfoot, bit at feet	1	
		Followed readily, tail up, got underfoot	2	
		Followed readily, tail up.	3	
		Followed readily, tail down.	4	✓
		Followed hesitantly, tail down.	5	
		No following, or went away.	6	
<b>Restraint:</b> Crouch down and gently roll the pup on his back and hold it with one hand for a full 30 seconds. Do not use too much pressure. The object is not to keep it on its back but to test its response to being placed in that position.	Degree of dominant or submissive tendency. How it accepts stress when socially and/or physically dominated.	Struggled fiercely, flailed, bit.	1	
		Struggled fiercely, flailed.	2	
		Settled, struggled, settled with some eye contact.	3	✓
		Struggled. Then settled.	4	
		No struggle.	5	
		No struggle, straining to avoid eye contact.	6	
<b>Social Dominance:</b> Let pup stand up or sit and gently stroke him from the head to back while you crouch beside him. See if he will lick your face, an indication of a forgiving nature. Continue stroking until a recognizable behavior is established.	Degree of acceptance of social dominance pup may try to dominate by jumping and nipping or it is independent and walks away.	Jumped, pawed, bit, growled	1	
		Jumped, pawed.	2	
		Cuddles up to tester and tries to lick face.	3	✓
		Squirmed, licked at hands.	4	
		Rolled over, licked at hands.	5	
		Went away and stayed away.	6	
<b>Elevation Dominance:</b> Bend over and cradle the pup under its belly, fingers interlaced, palms up and elevate just off the ground. Hold it there for 30 seconds.	Degree of accepting dominance while in position of no control.	Struggled fiercely, bit, growled	1	
		Struggled fiercely,	2	
		No struggle, relaxed.	3	✗
		Struggled, settled, licked.	4	
		Rolled over, licked at hands.	5	
		No struggle, froze.	6	
<b>Retrieving:</b> Crouch beside pup and attract its attention with crumpled up paper ball. When the pup shows interest and is watching, toss the object 1 to 2 meters in front of pup.	Degree of willingness to work with a human. High correlation between ability to retrieve and successful guide dogs, obedience dogs, field trial dogs.	Chases object, picks up object and runs away.	1	
		Chases object, stands over object, does not return.	2	
		Chases object and returns with object to tester.	3	
		Chases object and returns without object.	4	
		Starts to chase object, loses interest	5	
		Does not chase object.	6	✗

TEST	PURPOSE	SCORE	#	✓
<b>Touch Sensitivity:</b> Take puppies webbing of one front foot and press between finger and thumb lightly, then more firmly till you get a response, while you count slowly to 10. Stop as soon as puppy pulls away or shows discomfort.	Degree of sensitivity to touch.	8-10 seconds before response	1	
		6-8 seconds before response	2	
		5-6 seconds before response	3	
		3-5 seconds before response	4	X
		2-3 seconds before response	5	
		1-2 seconds before response	6	
<b>Sound Sensitivity:</b> Place pup in centre of area. Assistant of tester makes a sharp noise a few feet from the puppy. A large metal spoon struck sharply on a metal pan twice works well.	Degree of sensitivity to sound (also rudimentary test for deafness).	Listens, locates sound, walks towards it barking.	1	
		Listens, locates sound, barks.	2	
		Listens, locates sound, and walks there curiously.	3	X
		Listens, locates sound.	4	
		Cringes, backs off, hides.	5	
		Ignores sound, shows no curiosity.	6	
<b>Sight Sensitivity:</b> Place pup in centre of area. Tie a string around a large towel and jerk it across the ground a few feet away from the puppy.	Degree of intelligent response to strange object.	Looks, attacks and bites.	1	
		Looks, puts feet on object, puts mouth on object. .	2	
		Looks with curiosity, attempts to investigate, tail up.	3	
		Looks with curiosity, tail down.	4	X
		Runs away or hides behind tester.	5	
		Hides behind tester.	6	
<b>Stability:</b> Open an umbrella about 5 feet from the puppy and gently place it on the ground.	Degree of startle response to a strange object.  Fight or Flight drive.	Looks, runs to the umbrella, mouthing or biting it.	1	
		Looks and walks to the umbrella, smelling it cautiously.	2	
		Looks and wants to investigate.	3	
		Sits and looks, but does not move toward the umbrella.	4	
		Shows little or no interest.	5	
		Runs away from the umbrella.	6	✓
<b>Structure:</b> The puppy is gently set and held in a natural stance and evaluated for structure in the following categories: <ul style="list-style-type: none"> <li>• Straight front</li> <li>• Straight rear</li> <li>• Shoulder lay back</li> <li>• Front angulation</li> <li>• Croup angulation</li> <li>• Rear angulation</li> </ul> (see diagram below)	Degree of structural soundness.	The puppy is correct in structure.	Good	✓
		The puppy has a slight fault or deviation.	Fair	
		The puppy has an extreme fault or dev	Poor	

**\*Please note that the structure of the dog pictured below is similar to the Appenzeller. This diagram is for structure purposes only.**



Straight front




Straight rear



Shoulder layback



Front angulation



Croup angulation



Rear angulation

Mostly 3's + 4's.