
OLIVER COLLIE

Veterinary Report by Embark

embarkvet.com

Test Date: July 3rd, 2025

Customer-supplied information

Owner Name: Amy Hoffman

Dog Name: Oliver Collie

Sex: Male

Date of birth: n/a

Breed type: N/A

Breed: N/A

Breed registration: N/A

Microchip: N/A

Genetic summary

Genetic breed identification:

Border Collie

Predicted adult weight: **36 lbs**

Calculated from 17 size genes.

Breed ancestry:



Border Collie: 100.0%

Health Report

How to interpret Oliver Collie's genetic health results:

If Oliver Collie inherited any of the variants that we tested, they will be listed at the top of the Health Report section, along with a description of how to interpret this result. We also include all of the variants that we tested Oliver Collie for that we did not detect the risk variant for.

A genetic test is not a diagnosis

This genetic test does not diagnose a disease. Please talk to your vet about your dog's genetic results, or if you think that your pet may have a health condition or disease.

Summary

Of the 274 genetic health risks we analyzed, we found 1 result that you should learn about.

Notable results (1)

ALT Activity

Clear results

Breed-relevant (10)

Other (262)

Health Report

BREED-RELEVANT RESULTS

Research studies indicate that these results are more relevant to dogs like Oliver Collie, and may influence his chances of developing certain health conditions.

	Cobalamin Malabsorption (CUBN Exon 53, Border Collie Variant)	Clear
	Collie Eye Anomaly (NHEJ1)	Clear
	Goniodysgenesis and Glaucoma, Pectinate Ligament Dysplasia, PLD (OLFM3)	Clear
	MDR1 Drug Sensitivity (ABCB1)	Clear
	Myotonia Congenita (CLCN1 Exon 23, Australian Cattle Dog Variant)	Clear
	Neuronal Ceroid Lipofuscinosis 5, NCL 5 (CLN5 Exon 4 SNP, Border Collie Variant)	Clear
	Primary Lens Luxation (ADAMTS17)	Clear
	Raine Syndrome (FAM20C)	Clear
	Sensory Neuropathy (FAM134B, Border Collie Variant)	Clear
	Trapped Neutrophil Syndrome, TNS (VPS13B)	Clear

Health Report



















OTHER RESULTS

Research has not yet linked these conditions to dogs with similar breeds to Oliver Collie. Review any increased risk or notable results to understand his potential risk and recommendations.

⊖ ALT Activity (GPT)	Notable
✓ 2-DHA Kidney & Bladder Stones (APRT)	Clear
✓ Acral Mutilation Syndrome (GDNF-AS, Spaniel and Pointer Variant)	Clear
✓ Alaskan Husky Encephalopathy (SLC19A3)	Clear
✓ Alaskan Malamute Polyneuropathy, AMPN (NDRG1 SNP)	Clear
✓ Alexander Disease (GFAP)	Clear
✓ Anhidrotic Ectodermal Dysplasia (EDA Intron 8)	Clear
✓ Autosomal Dominant Progressive Retinal Atrophy (RHO)	Clear
✓ Bald Thigh Syndrome (IGFBP5)	Clear
✓ Bernard-Soulier Syndrome, BSS (GP9, Cocker Spaniel Variant)	Clear
✓ Bully Whippet Syndrome (MSTN)	Clear
✓ Canine Elliptocytosis (SPTB Exon 30)	Clear
✓ Canine Fucosidosis (FUCA1)	Clear
✓ Canine Leukocyte Adhesion Deficiency Type I, CLAD I (ITGB2, Setter Variant)	Clear
✓ Canine Leukocyte Adhesion Deficiency Type III, CLAD III (FERMT3, German Shepherd Variant)	Clear
✓ Canine Multifocal Retinopathy, cmr1 (BEST1 Exon 2)	Clear
✓ Canine Multifocal Retinopathy, cmr2 (BEST1 Exon 5, Coton de Tulear Variant)	Clear
✓ Canine Multifocal Retinopathy, cmr3 (BEST1 Exon 10 Deletion, Finnish and Swedish Lapphund, Lapponian Herder Variant)	Clear

Health Report

OTHER RESULTS

	Canine Multiple System Degeneration (SERAC1 Exon 4, Chinese Crested Variant)	Clear
	Canine Multiple System Degeneration (SERAC1 Exon 15, Kerry Blue Terrier Variant)	Clear
	Cardiomyopathy and Juvenile Mortality (YARS2)	Clear
	Centronuclear Myopathy, CNM (PTPLA)	Clear
	Cerebellar Hypoplasia (VLDLR, Eurasier Variant)	Clear
	Chondrodysplasia (ITGA10, Norwegian Elkhound and Karelian Bear Dog Variant)	Clear
	Cleft Lip and/or Cleft Palate (ADAMTS20, Nova Scotia Duck Tolling Retriever Variant)	Clear
	Cleft Palate, CP1 (DLX6 intron 2, Nova Scotia Duck Tolling Retriever Variant)	Clear
	Cobalamin Malabsorption (CUBN Exon 8, Beagle Variant)	Clear
	Complement 3 Deficiency, C3 Deficiency (C3)	Clear
	Congenital Cornification Disorder (NSDHL, Chihuahua Variant)	Clear
	Congenital Dyserythropoietic Anemia and Polymyopathy (EHPB1L1, Labrador Retriever Variant)	Clear
	Congenital Hypothyroidism (TPO, Rat, Toy, Hairless Terrier Variant)	Clear
	Congenital Hypothyroidism (TPO, Tenterfield Terrier Variant)	Clear
	Congenital Hypothyroidism with Goiter (TPO Intron 13, French Bulldog Variant)	Clear
	Congenital Hypothyroidism with Goiter (SLC5A5, Shih Tzu Variant)	Clear
	Congenital Macrothrombocytopenia (TUBB1 Exon 1, Cairn and Norfolk Terrier Variant)	Clear
	Congenital Muscular Dystrophy (LAMA2, Italian Greyhound)	Clear



















Health Report

OTHER RESULTS

✓	Congenital Myasthenic Syndrome, CMS (COLQ, Labrador Retriever Variant)	Clear
✓	Congenital Myasthenic Syndrome, CMS (COLQ, Golden Retriever Variant)	Clear
✓	Congenital Myasthenic Syndrome, CMS (CHAT, Old Danish Pointing Dog Variant)	Clear
✓	Congenital Myasthenic Syndrome, CMS (CHRNE, Jack Russell Terrier Variant)	Clear
✓	Congenital Stationary Night Blindness (LRIT3, Beagle Variant)	Clear
✓	Congenital Stationary Night Blindness (RPE65, Briard Variant)	Clear
✓	Copper Toxicosis (Accumulating) (ATP7B)	Clear
✓	Copper Toxicosis (Attenuating) (ATP7A, Labrador Retriever)	Clear
✓	Copper Toxicosis (Attenuating) (RETN, Labrador Retriever)	Clear
✓	Craniomandibular Osteopathy, CMO (SLC37A2)	Clear
✓	Craniomandibular Osteopathy, CMO (SLC37A2 Intron 16, Basset Hound Variant)	Clear
✓	Cystinuria Type I-A (SLC3A1, Newfoundland Variant)	Clear
✓	Cystinuria Type II-A (SLC3A1, Australian Cattle Dog Variant)	Clear
✓	Cystinuria Type II-B (SLC7A9, Miniature Pinscher Variant)	Clear
✓	Darier Disease (ATP2A2, Irish Terrier Variant)	Clear
✓	Day Blindness (CNGB3 Deletion, Alaskan Malamute Variant)	Clear
✓	Day Blindness (CNGA3 Exon 7, German Shepherd Variant)	Clear
✓	Day Blindness (CNGA3 Exon 7, Labrador Retriever Variant)	Clear

Health Report

OTHER RESULTS

 Day Blindness (CNGB3 Exon 6, German Shorthaired Pointer Variant)	Clear
 Deafness and Vestibular Syndrome of Dobermans, DVDob, DINGS (MYO7A)	Clear
 Degenerative Myelopathy, DM (SOD1A)	Clear
 Demyelinating Polyneuropathy (SBF2/MTRM13)	Clear
 Dental-Skeletal-Retinal Anomaly (MIA3, Cane Corso Variant)	Clear
 Diffuse Cystic Renal Dysplasia and Hepatic Fibrosis (INPP5E Intron 9, Norwich Terrier Variant)	Clear
 Dilated Cardiomyopathy, DCM (RBM20, Schnauzer Variant)	Clear
 Dilated Cardiomyopathy, DCM1 (PDK4, Doberman Pinscher Variant 1)	Clear
 Dilated Cardiomyopathy, DCM2 (TTN, Doberman Pinscher Variant 2)	Clear
 Disproportionate Dwarfism (PRKG2, Dogo Argentino Variant)	Clear
 Dry Eye Curly Coat Syndrome (FAM83H Exon 5)	Clear
 Dystrophic Epidermolysis Bullosa (COL7A1, Central Asian Shepherd Dog Variant)	Clear
 Dystrophic Epidermolysis Bullosa (COL7A1, Golden Retriever Variant)	Clear
 Early Bilateral Deafness (LOXHD1 Exon 38, Rottweiler Variant)	Clear
 Early Onset Adult Deafness, EOAD (EPS8L2 Deletion, Rhodesian Ridgeback Variant)	Clear
 Early Onset Cerebellar Ataxia (SEL1L, Finnish Hound Variant)	Clear
 Ehlers Danlos (ADAMTS2, Doberman Pinscher Variant)	Clear
 Ehlers-Danlos Syndrome (EDS) (COL5A1, Labrador Retriever Variant)	Clear



















Health Report

OTHER RESULTS

✓ Enamel Hypoplasia (ENAM Deletion, Italian Greyhound Variant)	Clear
✓ Enamel Hypoplasia (ENAM SNP, Parson Russell Terrier Variant)	Clear
✓ Episodic Falling Syndrome (BCAN)	Clear
✓ Exercise-Induced Collapse, EIC (DNM1)	Clear
✓ Factor VII Deficiency (F7 Exon 5)	Clear
✓ Factor XI Deficiency (F11 Exon 7, Kerry Blue Terrier Variant)	Clear
✓ Familial Nephropathy (COL4A4 Exon 3, Cocker Spaniel Variant)	Clear
✓ Familial Nephropathy (COL4A4 Exon 30, English Springer Spaniel Variant)	Clear
✓ Fanconi Syndrome (FAN1, Basenji Variant)	Clear
✓ Fetal-Onset Neonatal Neuroaxonal Dystrophy (MFN2, Giant Schnauzer Variant)	Clear
✓ Glanzmann's Thrombasthenia Type I (ITGA2B Exon 13, Great Pyrenees Variant)	Clear
✓ Glanzmann's Thrombasthenia Type I (ITGA2B Exon 12, Otterhound Variant)	Clear
✓ Globoid Cell Leukodystrophy, Krabbe disease (GALC Exon 5, Terrier Variant)	Clear
✓ Glycogen Storage Disease Type IA, Von Gierke Disease, GSD IA (G6PC1, German Pinscher Variant)	Clear
✓ Glycogen Storage Disease Type IA, Von Gierke Disease, GSD IA (G6PC, Maltese Variant)	Clear
✓ Glycogen Storage Disease Type IIIA, GSD IIIA (AGL, Curly Coated Retriever Variant)	Clear
✓ Glycogen storage disease Type VII, Phosphofructokinase Deficiency, PFK Deficiency (PFKM, Whippet and English Springer Spaniel Variant)	Clear
✓ Glycogen storage disease Type VII, Phosphofructokinase Deficiency, PFK Deficiency (PFKM, Wachtelhund Variant)	Clear



















Health Report

OTHER RESULTS

	GM1 Gangliosidosis (GLB1 Exon 2, Portuguese Water Dog Variant)	Clear
	GM1 Gangliosidosis (GLB1 Exon 15, Shiba Inu Variant)	Clear
	GM1 Gangliosidosis (GLB1 Exon 15, Alaskan Husky Variant)	Clear
	GM2 Gangliosidosis (HEXA, Japanese Chin Variant)	Clear
	GM2 Gangliosidosis (HEXB, Poodle Variant)	Clear
	Golden Retriever Progressive Retinal Atrophy 1, GR-PRA1 (SLC4A3)	Clear
	Golden Retriever Progressive Retinal Atrophy 2, GR-PRA2 (TTC8)	Clear
	Hemophilia A (F8 Exon 11, German Shepherd Variant 1)	Clear
	Hemophilia A (F8 Exon 1, German Shepherd Variant 2)	Clear
	Hemophilia A (F8 Exon 10, Boxer Variant)	Clear
	Hemophilia B (F9 Exon 7, Terrier Variant)	Clear
	Hemophilia B (F9 Exon 7, Rhodesian Ridgeback Variant)	Clear
	Hereditary Ataxia (PNPLA8, Australian Shepherd Variant)	Clear
	Hereditary Ataxia, Cerebellar Degeneration (RAB24, Old English Sheepdog and Gordon Setter Variant)	Clear
	Hereditary Cataracts (HSF4 Exon 9, Australian Shepherd Variant)	Clear
	Hereditary Cataracts (FYCO1, Wirehaired Pointing Griffon Variant)	Clear
	Hereditary Cerebellar Ataxia (SELENOP, Belgian Shepherd Variant)	Clear
	Hereditary Footpad Hyperkeratosis (FAM83G, Terrier and Kromfohrlander Variant)	Clear

Health Report

OTHER RESULTS

 Hereditary Footpad Hyperkeratosis (DSG1, Rottweiler Variant)	Clear
 Hereditary Nasal Parakeratosis (SUV39H2 Intron 4, Greyhound Variant)	Clear
 Hereditary Nasal Parakeratosis, HNPk (SUV39H2)	Clear
 Hereditary Vitamin D-Resistant Rickets (VDR)	Clear
 Hypocatalasia, Acatlasemia (CAT)	Clear
 Hypomyelination and Tremors (FNIP2, Weimaraner Variant)	Clear
 Hypophosphatasia (ALPL Exon 9, Karelian Bear Dog Variant)	Clear
 Ichthyosis (NIPAL4, American Bulldog Variant)	Clear
 Ichthyosis (ASPRV1 Exon 2, German Shepherd Variant)	Clear
 Ichthyosis (SLC27A4, Great Dane Variant)	Clear
 Ichthyosis, Epidermolytic Hyperkeratosis (KRT10, Terrier Variant)	Clear
 Ichthyosis, ICH1 (PNPLA1, Golden Retriever Variant)	Clear
 Ichthyosis, ICH2 (ABHD5, Golden Retriever Variant)	Clear
 Inflammatory Myopathy (SLC25A12)	Clear
 Inherited Myopathy of Great Danes (BIN1)	Clear
 Inherited Selected Cobalamin Malabsorption with Proteinuria (CUBN, Komondor Variant)	Clear
 Intervertebral Disc Disease (Type I) (FGF4 retrogene - CFA12)	Clear
 Intestinal Lipid Malabsorption (ACSL5, Australian Kelpie)	Clear

Health Report

OTHER RESULTS

✓	Junctional Epidermolysis Bullosa (LAMA3 Exon 66, Australian Cattle Dog Variant)	Clear
✓	Junctional Epidermolysis Bullosa (LAMB3 Exon 11, Australian Shepherd Variant)	Clear
✓	Juvenile Epilepsy (LGI2)	Clear
✓	Juvenile Laryngeal Paralysis and Polyneuropathy (RAB3GAP1, Rottweiler Variant)	Clear
✓	Juvenile Myoclonic Epilepsy (DIRAS1)	Clear
✓	L-2-Hydroxyglutaricaciduria, L2HGA (L2HGDH, Staffordshire Bull Terrier Variant)	Clear
✓	Lagotto Storage Disease (ATG4D)	Clear
✓	Laryngeal Paralysis (RAPGEF6, Miniature Bull Terrier Variant)	Clear
✓	Laryngeal Paralysis and Polyneuropathy (CNTNAP1, Leonberger, Saint Bernard, and Labrador Retriever variant)	Clear
✓	Late Onset Spinocerebellar Ataxia (CAPN1)	Clear
✓	Late-Onset Neuronal Ceroid Lipofuscinosis, NCL 12 (ATP13A2, Australian Cattle Dog Variant)	Clear
✓	Leonberger Polyneuropathy 1 (LPN1, ARHGEF10)	Clear
✓	Leonberger Polyneuropathy 2 (GJA9)	Clear
✓	Lethal Acrodermatitis, LAD (MKLN1)	Clear
✓	Leukodystrophy (TSEN54 Exon 5, Standard Schnauzer Variant)	Clear
✓	Ligneous Membranitis, LM (PLG)	Clear
✓	Limb Girdle Muscular Dystrophy (SGCD, Boston Terrier Variant)	Clear
✓	Limb-Girdle Muscular Dystrophy 2D (SGCA Exon 3, Miniature Dachshund Variant)	Clear

Health Report

OTHER RESULTS

✓ Long QT Syndrome (KCNQ1)	Clear
✓ Lundehund Syndrome (LEPREL1)	Clear
✓ Macular Corneal Dystrophy, MCD (CHST6)	Clear
✓ Malignant Hyperthermia (RYR1)	Clear
✓ May-Hegglin Anomaly (MYH9)	Clear
✓ Medium-Chain Acyl-CoA Dehydrogenase Deficiency, MCADD (ACADM, Cavalier King Charles Spaniel Variant)	Clear
✓ Methemoglobinemia (CYB5R3, Pit Bull Terrier Variant)	Clear
✓ Methemoglobinemia (CYB5R3)	Clear
✓ Microphthalmia (RBP4 Exon 2, Soft Coated Wheaten Terrier Variant)	Clear
✓ Mucopolysaccharidosis IIIB, Sanfilippo Syndrome Type B, MPS IIIB (NAGLU, Schipperke Variant)	Clear
✓ Mucopolysaccharidosis Type IIIA, Sanfilippo Syndrome Type A, MPS IIIA (SGSH Exon 6, Dachshund Variant)	Clear
✓ Mucopolysaccharidosis Type IIIA, Sanfilippo Syndrome Type A, MPS IIIA (SGSH Exon 6, New Zealand Huntaway Variant)	Clear
✓ Mucopolysaccharidosis Type VI, Maroteaux-Lamy Syndrome, MPS VI (ARSB Exon 5, Miniature Pinscher Variant)	Clear
✓ Mucopolysaccharidosis Type VII, Sly Syndrome, MPS VII (GUSB Exon 3, German Shepherd Variant)	Clear
✓ Mucopolysaccharidosis Type VII, Sly Syndrome, MPS VII (GUSB Exon 5, Terrier Brasileiro Variant)	Clear
✓ Muscular Dystrophy (DMD, Cavalier King Charles Spaniel Variant 1)	Clear
✓ Muscular Dystrophy (DMD, Golden Retriever Variant)	Clear
✓ Muscular Dystrophy-Dystroglycanopathy (LARGE1, Labrador Retriever Variant)	Clear

Health Report

OTHER RESULTS

✓ Musladin-Lueke Syndrome, MLS (ADAMTSL2)	Clear
✓ Myasthenia Gravis-Like Syndrome (CHRNE, Heideterrier Variant)	Clear
✓ Myotonia Congenita (CLCN1 Exon 19, Labrador Retriever Variant)	Clear
✓ Myotonia Congenita (CLCN1 Exon 7, Miniature Schnauzer Variant)	Clear
✓ Narcolepsy (HCRT2 Exon 1, Dachshund Variant)	Clear
✓ Narcolepsy (HCRT2 Intron 4, Doberman Pinscher Variant)	Clear
✓ Narcolepsy (HCRT2 Intron 6, Labrador Retriever Variant)	Clear
✓ Nemaline Myopathy (NEB, American Bulldog Variant)	Clear
✓ Neonatal Cerebellar Cortical Degeneration (SPTBN2, Beagle Variant)	Clear
✓ Neonatal Encephalopathy with Seizures, NEWS (ATF2)	Clear
✓ Neonatal Interstitial Lung Disease (LAMP3)	Clear
✓ Neuroaxonal Dystrophy, NAD (VPS11, Rottweiler Variant)	Clear
✓ Neuroaxonal Dystrophy, NAD (TECP2, Spanish Water Dog Variant)	Clear
✓ Neuronal Ceroid Lipofuscinosis 1, NCL 1 (PPT1 Exon 8, Dachshund Variant 1)	Clear
✓ Neuronal Ceroid Lipofuscinosis 10, NCL 10 (CTSD Exon 5, American Bulldog Variant)	Clear
✓ Neuronal Ceroid Lipofuscinosis 2, NCL 2 (TPP1 Exon 4, Dachshund Variant 2)	Clear
✓ Neuronal Ceroid Lipofuscinosis 5, NCL 5 (CLN5 Exon 4 Deletion, Golden Retriever Variant)	Clear
✓ Neuronal Ceroid Lipofuscinosis 6, NCL 6 (CLN6 Exon 7, Australian Shepherd Variant)	Clear



















Health Report

OTHER RESULTS

✓	Neuronal Ceroid Lipofuscinosis 7, NCL 7 (MFSD8, Chihuahua and Chinese Crested Variant)	Clear
✓	Neuronal Ceroid Lipofuscinosis 8, NCL 8 (CLN8, Australian Shepherd Variant)	Clear
✓	Neuronal Ceroid Lipofuscinosis 8, NCL 8 (CLN8 Exon 2, English Setter Variant)	Clear
✓	Neuronal Ceroid Lipofuscinosis 8, NCL 8 (CLN8 Insertion, Saluki Variant)	Clear
✓	Neuronal Ceroid Lipofuscinosis, Cerebellar Ataxia, NCL4A (ARSG Exon 2, American Staffordshire Terrier Variant)	Clear
✓	Oculocutaneous Albinism, OCA (SLC45A2 Exon 6, Bullmastiff Variant)	Clear
✓	Oculocutaneous Albinism, OCA (SLC45A2, Small Breed Variant)	Clear
✓	Oculoskeletal Dysplasia 2 (COL9A2, Samoyed Variant)	Clear
✓	Osteochondrodysplasia (SLC13A1, Poodle Variant)	Clear
✓	Osteogenesis Imperfecta (COL1A2, Beagle Variant)	Clear
✓	Osteogenesis Imperfecta (SERPINH1, Dachshund Variant)	Clear
✓	Osteogenesis Imperfecta (COL1A1, Golden Retriever Variant)	Clear
✓	P2Y12 Receptor Platelet Disorder (P2Y12)	Clear
✓	Pachyonychia Congenita (KRT16, Dogue de Bordeaux Variant)	Clear
✓	Paroxysmal Dyskinesia, PxD (PIGN)	Clear
✓	Persistent Mullerian Duct Syndrome, PMDS (AMHR2)	Clear
✓	Pituitary Dwarfism (POU1F1 Intron 4, Karelian Bear Dog Variant)	Clear
✓	Platelet Factor X Receptor Deficiency, Scott Syndrome (TMEM16F)	Clear



















Health Report

OTHER RESULTS

 Polycystic Kidney Disease, PKD (PKD1)	Clear
 Pompe's Disease (GAA, Finnish and Swedish Lapphund, Lapponian Herder Variant)	Clear
 Prekallikrein Deficiency (KLKB1 Exon 8)	Clear
 Primary Ciliary Dyskinesia, PCD (NME5, Alaskan Malamute Variant)	Clear
 Primary Ciliary Dyskinesia, PCD (STK36, Australian Shepherd Variant)	Clear
 Primary Ciliary Dyskinesia, PCD (CCDC39 Exon 3, Old English Sheepdog Variant)	Clear
 Primary Hyperoxaluria (AGXT)	Clear
 Primary Open Angle Glaucoma (ADAMTS17 Exon 11, Basset Fauve de Bretagne Variant)	Clear
 Primary Open Angle Glaucoma (ADAMTS10 Exon 17, Beagle Variant)	Clear
 Primary Open Angle Glaucoma (ADAMTS10 Exon 9, Norwegian Elkhound Variant)	Clear
 Primary Open Angle Glaucoma and Primary Lens Luxation (ADAMTS17 Exon 2, Chinese Shar-Pei Variant)	Clear
 Progressive Retinal Atrophy (SAG)	Clear
 Progressive Retinal Atrophy (IFT122 Exon 26, Lapponian Herder Variant)	Clear
 Progressive Retinal Atrophy 5, PRA5 (NECAP1 Exon 6, Giant Schnauzer Variant)	Clear
 Progressive Retinal Atrophy, Bardet-Biedl Syndrome (BBS2 Exon 11, Shetland Sheepdog Variant)	Clear
 Progressive Retinal Atrophy, CNGA (CNGA1 Exon 9)	Clear
 Progressive Retinal Atrophy, crd1 (PDE6B, American Staffordshire Terrier Variant)	Clear
 Progressive Retinal Atrophy, crd4/cord1 (RPGRIP1)	Clear

Health Report

OTHER RESULTS

	Progressive Retinal Atrophy, PRA1 (CNGB1)	Clear
	Progressive Retinal Atrophy, PRA3 (FAM161A)	Clear
	Progressive Retinal Atrophy, prcd (PRCD Exon 1)	Clear
	Progressive Retinal Atrophy, rcd1 (PDE6B Exon 21, Irish Setter Variant)	Clear
	Progressive Retinal Atrophy, rcd3 (PDE6A)	Clear
	Proportionate Dwarfism (GH1 Exon 5, Chihuahua Variant)	Clear
	Protein Losing Nephropathy, PLN (NPHS1)	Clear
	Pyruvate Dehydrogenase Deficiency (PDP1, Spaniel Variant)	Clear
	Pyruvate Kinase Deficiency (PKLR Exon 5, Basenji Variant)	Clear
	Pyruvate Kinase Deficiency (PKLR Exon 7, Beagle Variant)	Clear
	Pyruvate Kinase Deficiency (PKLR Exon 10, Terrier Variant)	Clear
	Pyruvate Kinase Deficiency (PKLR Exon 7, Labrador Retriever Variant)	Clear
	Pyruvate Kinase Deficiency (PKLR Exon 7, Pug Variant)	Clear
	Recurrent Inflammatory Pulmonary Disease, RIPD (AKNA, Rough Collie Variant)	Clear
	Renal Cystadenocarcinoma and Nodular Dermatofibrosis (FLCN Exon 7)	Clear
	Retina Dysplasia and/or Optic Nerve Hypoplasia (SIX6 Exon 1, Golden Retriever Variant)	Clear
	Severe Combined Immunodeficiency, SCID (PRKDC, Terrier Variant)	Clear
	Severe Combined Immunodeficiency, SCID (RAG1, Wetterhoun Variant)	Clear












Health Report

OTHER RESULTS

✓ Shaking Puppy Syndrome (PLP1, English Springer Spaniel Variant)	Clear
✓ Shar-Pei Autoinflammatory Disease, SPAID, Shar-Pei Fever (MTBP)	Clear
✓ Skeletal Dysplasia 2, SD2 (COL11A2, Labrador Retriever Variant)	Clear
✓ Skin Fragility Syndrome (PKP1, Chesapeake Bay Retriever Variant)	Clear
✓ Spinocerebellar Ataxia (SCN8A, Alpine Dachsbracke Variant)	Clear
✓ Spinocerebellar Ataxia with Myokymia and/or Seizures (KCNJ10)	Clear
✓ Spongy Degeneration with Cerebellar Ataxia 1 (KCNJ10)	Clear
✓ Spongy Degeneration with Cerebellar Ataxia 2 (ATP1B2)	Clear
✓ Stargardt Disease (ABCA4 Exon 28, Labrador Retriever Variant)	Clear
✓ Succinic Semialdehyde Dehydrogenase Deficiency (ALDH5A1 Exon 7, Saluki Variant)	Clear
✓ Thrombopathia (RASGRP1 Exon 5, American Eskimo Dog Variant)	Clear
✓ Thrombopathia (RASGRP1 Exon 5, Basset Hound Variant)	Clear
✓ Thrombopathia (RASGRP1 Exon 8, Landseer Variant)	Clear
✓ Ullrich-like Congenital Muscular Dystrophy (COL6A3 Exon 10, Labrador Retriever Variant)	Clear
✓ Ullrich-like Congenital Muscular Dystrophy (COL6A1 Exon 3, Landseer Variant)	Clear
✓ Unilateral Deafness and Vestibular Syndrome (PTPRQ Exon 39, Doberman Pinscher)	Clear
✓ Urate Kidney & Bladder Stones (SLC2A9)	Clear
✓ Von Willebrand Disease Type I, Type I vWD (VWF)	Clear

Health Report

OTHER RESULTS

	Von Willebrand Disease Type II, Type II vWD (VWF, Pointer Variant)	Clear
	Von Willebrand Disease Type III, Type III vWD (VWF Exon 4, Terrier Variant)	Clear
	Von Willebrand Disease Type III, Type III vWD (VWF Intron 16, Nederlandse Kooikerhondje Variant)	Clear
	Von Willebrand Disease Type III, Type III vWD (VWF Exon 7, Shetland Sheepdog Variant)	Clear
	X-Linked Hereditary Nephropathy, XLHN (COL4A5 Exon 35, Samoyed Variant 2)	Clear
	X-Linked Myotubular Myopathy (MTM1, Labrador Retriever Variant)	Clear
	X-Linked Progressive Retinal Atrophy 1, XL-PRA1 (RPGR)	Clear
	X-linked Severe Combined Immunodeficiency, X-SCID (IL2RG Exon 1, Basset Hound Variant)	Clear
	X-linked Severe Combined Immunodeficiency, X-SCID (IL2RG, Corgi Variant)	Clear
	Xanthine Urolithiasis (XDH, Mixed Breed Variant)	Clear
	β-Mannosidosis (MANBA Exon 16, Mixed-Breed Variant)	Clear
	Mast Cell Tumor	No result

Health Report

HEALTH REPORT

Notable result

ALT Activity

Oliver Collie inherited one copy of the variant we tested for Alanine Aminotransferase Activity

Why is this important to your vet?

Oliver Collie has one copy of a variant associated with reduced ALT activity as measured on veterinary blood chemistry panels. Please inform your veterinarian that Oliver Collie has this genotype, as ALT is often used as an indicator of liver health and Oliver Collie is likely to have a lower than average resting ALT activity. As such, an increase in Oliver Collie's ALT activity could be evidence of liver damage, even if it is within normal limits by standard ALT reference ranges.

What is Alanine Aminotransferase Activity?

Alanine aminotransferase (ALT) is a clinical tool that can be used by veterinarians to better monitor liver health. This result is not associated with liver disease. ALT is one of several values veterinarians measure on routine blood work to evaluate the liver. It is a naturally occurring enzyme located in liver cells that helps break down protein. When the liver is damaged or inflamed, ALT is released into the bloodstream.

How vets diagnose this condition

Genetic testing is the only way to provide your veterinarian with this clinical tool.

How this condition is treated

Veterinarians may recommend blood work to establish a baseline ALT value for healthy dogs with one or two copies of this variant.

Genetic Diversity and Inbreeding

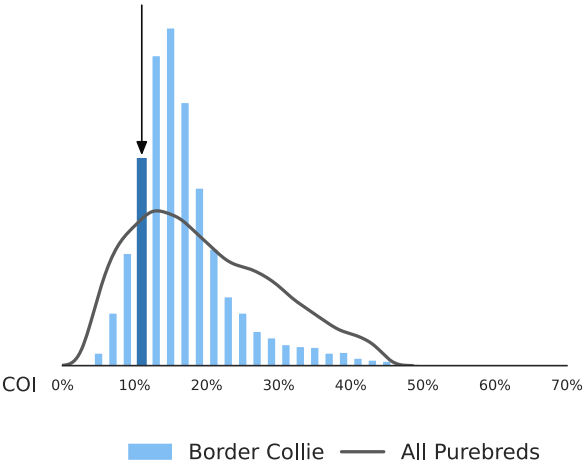
Coefficient of Inbreeding (COI)

Genetic Result: 11%

Our genetic COI measures the proportion of your dog’s genome (his genes) where the genes on the mother’s side are identical by descent to those on the father’s side. The higher your dog’s coefficient of inbreeding (the percentage), the more inbred your dog is.

Your Dog’s COI

Your Dog's COI: 11%



This graph represents where your dog’s inbreeding levels fall on a scale compared to both dogs with a similar breed makeup to him (the blue bars) and all purebred dogs (the grey line).

Genetic Diversity and Inbreeding

More on the Science

Embark scientists, along with our research partners at Cornell University, have shown the impact of inbreeding on longevity and fertility and developed a state-of-the-art, peer-reviewed method for accurately measuring COI and predicting average COI in litters.

Citations

Sams & Boyko 2019 "Fine-Scale Resolution of Runs of Homozygosity Reveal Patterns of Inbreeding and Substantial Overlap with Recessive Disease Genotypes in Domestic Dogs" (<https://www.ncbi.nlm.nih.gov/pubmed/30429214>)

Chu et al 2019 "Inbreeding depression causes reduced fecundity in Golden Retrievers" (<https://link.springer.com/article/10.1007/s00335-019-09805-4>)

Yordy et al 2019 "Body size, inbreeding, and lifespan in domestic dogs" (<https://www.semanticscholar.org/paper/Body-size%2C-inbreeding%2C-and-lifespan-in-domestic-Yordy-Kraus/61d0fa7a71afb26f547f0fb7ff71e23a14d19d2c>)

About Embark

Embark Veterinary is a canine genetics company offering research-grade genetic tests to pet owners and breeders. Every Embark test examines thousands of genetic markers, and provides results for over 280 genetic health conditions, breed identification, clinical tools, and more.

Embark is a research partner of the Cornell University College of Veterinary Medicine and collaborates with scientists and registries to accelerate genetic research in canine health. We make it easy for customers and vets to understand, share and make use of their dog's unique genetic profile to improve canine health and happiness.

Learn more at embarkvet.com

Veterinarians and hospitals can send inquiries to veterinarians@embarkvet.com.